









Quick Reference Guide

MiVoice 5330e IP Phone





Display		Speaker
Ring/Message Indicator		Mute
Volume, Speaker/Mute Controls		Menu
Fixed Function Keys		Cancel
Keypad		Redial
Page Navigation Keys		Hold
Personal Keys		Transfer/Conference
Speaker		Message
Handset		


¹ Brightness Control is available on backlit display models only.

Note: For more information about other features and applications on your 5330e IP Phone, refer to *5330e/5340e IP Phone User Guide* located at www.mitel.com, or contact your Administrator.


Make a Call

Lift the handset OR
Press .
Dial the number OR
Press a **Speed Call** key OR
Press  OR
Dial the prefix for external calls (e.g. 9)
and the number.


Answer a Call

Lift the handset OR
Press , and begin speaking.


End a Call

Press  OR
Replace the handset.


Place a Call on Hold

Press . The line key flashes.
Replace the handset if necessary.


Retrieve a Call from Hold

Lift the handset OR
Press .
Press the flashing line key.



Retrieve a Message

Press . It flashes when a
message is waiting.
Follow the voice mail prompts to
retrieve your message.


Transfer a Call

Press .
Dial the number. Wait for an answer.
Hang up OR announce the transfer
and then hang up.

Conference a Call



Press .
Dial the number. Wait for an answer.
Press .


Program a Speed Call

Press **Menu** OR .
Press **Settings**.
Press **Programmable Keys**.
Press the key you wish to program.
Press **Speed Call**.
Press **Edit Info** and enter the label for
the Speed Call.
Press **Save**.
Press **Edit Number** and enter the phone
number for the Speed Call.
Press **Save**, and then press **Save** again.
Press **Close** and then press **Close**
again.

Adjust Volume Levels

Adjust ringer volume while the phone is
ringing. Adjust handset or speaker volume
while using the handset or speaker.

Press  repeatedly to raise the
volume OR  repeatedly to lower
the volume.

Press  to mute your microphone.